

# PROCEDURES OF THE SALVATION ARMY

## Lesson Aim:

1. To communicate the function and importance of the organization of The Salvation Army in the United States.
2. To convey the procedures necessary to follow in order for one to become a Salvation Army Sunday school member, Junior Soldier, senior soldier, local officer and General.

## Objectives:

1. The learner will diagram the headquarters structure of The Salvation Army in the United States of America.
2. The learner will understand the importance of cooperation with leaders by attempting to organize chaos in an unorganized game.

## Lesson Overview:

Doctrine Sing-Along

Opening Prayer

Review Activity

Doctrine 10 Maze

Junior Soldier Pledge

Opening Activity

Create What?

The Lesson

"How Do I Become . . .?"

Reinforcement Activities

Let's Do It! #1: Organization Chart

Create Your Own Word Search

Closing Prayer

## You'll Need:

- ✓ CD Player
- ✓ Doctrine CD
- ✓ Review Activity: Doctrine 10 Maze
- ✓ Seven (7) sheets of blank copy paper (any color)
- ✓ Pens/pencils
- ✓ Let's Do It! #1
- ✓ Copies of general information sheet
- ✓ Balloons
- ✓ Popsicle sticks
- ✓ Rubber bands
- ✓ Duct tape
- ✓ Construction paper
- ✓ Pipe cleaners
- ✓ "Orders and Regulations for Officers"
- ✓ "Orders and Regulations for Soldiers"
- ✓ "Orders and Regulations for Local Officers"
- ✓ "Orders and Regulations for Corps Cadets"
- ✓ "Orders and Regulations for Work Among Young People"
- ✓ Copies of map showing territories and divisions of the United States of America
- ✓ Disposition of Forces



## Notes:

### *Reminder:*

*If you are planning to use questions for review games, take a few minutes at the end of the lesson and have each Junior Soldier write three (3) questions and answers based on this week's lesson.*



## Resources Used:

*Orders and Regulations for Corps Cadets in the United States of America.* The Salvation Army, 1989.

*Orders and Regulations for Local Officers.*  
The Salvation Army, 1986.

*Orders and Regulations for Officer of The Salvation Army.*  
The Salvation Army, 1997.

*Orders and Regulations for Work Among Young People in the United States of America.* The Salvation Army, 1968.

*Salvation Army Act 1980.* Chapter XXX.

## Background Information:


The Salvation Army has many procedures which give guidance to every Salvation Army unit around the world. These procedures are found in booklets called "Orders and Regulations." Each program and local officer position has its own Orders and Regulations booklet which is issued by authority of the General.

It is important for the Junior Soldiers to actually see the "Orders and Regulations" booklet. If your corps does not have any of these booklets, they are available from the Supplies and Purchasing Department.

## Opening Activity:

### • Create What?

*Separate the class into two groups. If the group is already small—4 Junior Soldiers or less—have them form one group. Tell each group to create something with the contents of the bag, giving no further*



### *Do Ahead:*

*Before the class begins, prepare two bags with balloons, popsicle sticks, rubber bands, duct tape, construction paper and pipe cleaners.*



# PROCEDURES OF THE SALVATION ARMY

## Opening Activity: (continued)

*instructions. Give each group seven to ten minutes to make their object.*

*While the Junior Soldiers are making their objects, keep an eye on those who were leading and those who were following. At the close of ten minutes, allow each group to present what it is that they have created. Some groups may have given up since they didn't quite know what to do. This is fine, they will just help you prove your point.*

## The Lesson:

In order for you to make progress with this project, you all had to organize your thoughts. You had to work together and cooperate so that your activity could get accomplished. Were any of you frustrated because there were no specific guidelines given? *(Allow response.)* Did some of you wish that some type of specific procedure was given? *(Allow response.)*

Although rules and procedures may seem boring and annoying at times, it is important to remember that they are there for a purpose. As I am sure you have noticed, organization is absolutely necessary to make progress. You probably know more than you think you do about Salvation Army procedures. For example, who can tell me how they became a Junior Soldier? *(Allow response.)* Good.

We are going to have a quick quiz. *(Ask the following questions and allow your Junior Soldiers to respond.)*

- What is the name of our division?
- Where is our divisional headquarters?
- Who is our Divisional Comander?
- Who is our Divisional Youth Secretary?
- Who is our Territorial Commander?
- Who is the National Commander?
- Who is our General?

Notes:



## Notes:

### *Do Ahead:*

*Make a copy of "How Do I Become . . .?" Cut and fold each scenario. Place in a bowl or paper bag.*

*Distribute the General Information Sheet to help the Junior Soldiers with their research, only after they have tried to find the information in the Orders and Regulations books.*

## The Lesson: (continued)

Who can tell me what and where the various Salvation Army headquarters are? *(After allowing time for answers, pass out the copies of the map. Explain that the territories and divisions are divided according to geography. Ask the learners who have visited any of the territorial or divisional headquarters to share their experience. [This might be a good time to plan a field trip to the nearest divisional headquarters].)* Although there are several different headquarters, the procedures for The Salvation Army are the same in every territory and division.

### • How Do I Become . . . ?

*Form pairs, making sure that everyone has a partner. Allow each pair to choose a piece of paper from the bowl or bag. Arrange the Orders and Regulations books at a center table which Junior Soldiers can use to research their answers.*

*When the Junior Soldiers have finished their research, gather the group together and have each pair of Junior Soldiers share their scenario and findings.*


## Reinforcement Activities:

### • Let's Do It #1: Organization Chart

*Instruct each Junior Soldier to complete Let's Do It! #1 individually and make sure the Junior Soldiers turn them in so you can measure what learning has occurred.*

### • Create Your Own Word Search

*Encourage your Junior Soldier to create a word search puzzle by using the words learned today. Tell them that they will trade their word searches with each other in the class next week.*



J	O	K	M	N
E	H	C	Q	O
S	T	Y	J	G
U	R	M	O	O
S	A	V	B	D

"Procedures of The Salvation Army" Honor Junior Soldier Lesson submitted by Lieutenant Hollie Leonardi  
Jersey City, NJ Corps ~ Eastern Territory



# “HOW DO I BECOME...?”

(Page 1)

You may use the following scenarios for each of the procedures to be researched, or feel free to concoct scenarios of your own using the names of your own Junior Soldiers.

How do I become an . . . Officer?

Maria and Julian really want to become officers in The Salvation Army, but they don't know where to begin. Imagine that you are their corps officer, and guide them in the right direction, instructing them how to go about the process.



How do I become a . . . Sunday School Member?

Sabrina was invited to Sunday school by her friend, and she has attended two times. Each time she has really enjoyed herself, and her mother has said she can attend whenever she wants to. Sabrina has decided she wants to become a Sunday school member. What should she do?



How do I become the . . . General?

Tom was recently enrolled as a Junior Soldier. In one of the classes about the history of The Salvation Army, he learned about General William Booth. The idea of being the General was exciting to him. What would he have to do to become the General when he grows up?



How do I become a . . . Corps Cadet?

Jenny has been coming to The Salvation Army for a year. She is 13 years old and has accepted Jesus as her Savior from sin. Although she isn't a Junior Soldier, she has heard a lot about corps cadets and has decided she wants to become a corps cadet. How does she become a corps cadet?



# “HOW DO I BECOME...?”

(Page 2)

You may use the following scenarios for each of the procedures to be researched, or feel free to concoct scenarios of your own using the names of your own Junior Soldiers.

How do I become a . . . Junior Soldier?

Chris has been going to the corps community center after school and has begun attending Sunday meetings at the corps. During the meeting he has noticed some of the kids leave for Junior Soldier class. He wants to join, too. What would have to happen for Chris to become a Junior Soldier?



How do I become a . . . Local Officer?

LaShonda is a corps cadet who attends the corps faithfully. Her corps officer has asked her if she would consider becoming a local officer—specifically the welcome sergeant. Her duties would involve greeting people when they arrived at the corps and helping newcomers feel welcome. What is the procedure for LaShonda to become a local officer?



How do I become a . . . Senior Soldier?

José has been going to The Salvation Army with his family since he was a baby. He is 13, and he wants to become a senior soldier. Pretend that you are José’s corps officer and tell him how he can become a senior soldier.



## “HOW DO I BECOME...?”

(Page 1)

### A Sunday School Member?

To become a Salvation Army Sunday school member, a person must:

1. Attend the corps Sunday school program four (4) weeks in a row.

### A Junior Soldier?

To become a Junior Soldier, a child must:

1. Be at least seven (7) years old and not older than 13. (At 14, the Junior Soldier can become a senior soldier.)
2. Have completed the Junior Soldier Preparation Course.
3. Confess Jesus as personal Savior.

### A Corps Cadet?

To become a corps cadet, a person must:

1. Be in seventh grade or 13 years old.
2. Be enrolled as either a Junior or Senior Soldier.
3. Be willing to following the prescribed course of study and training and attend classes and meetings regularly.
4. Wear uniform when on duty. If a corps cadet has no uniforms, s/he should be encouraged to secure one as soon as possible.
5. Be aware that much of his/her active service can be carried out through all departments of corps activity. S/he or she should try to arrange his/her time so that there is not conflict in schedule among the various groups, giving first place to his/her obligations as a corps cadet.
6. Obtain the official application form from the corps officer and return it fully completed.



## “HOW DO I BECOME...?”

(Page 2)

### A Senior Soldier?

To become a senior soldier, a person must:

1. Be at least 14 years old.
2. Have completed the Senior Soldier Preparation Class.
3. Confess that s/he has been saved and acknowledge Jesus Christ as his/her personal Savior.
4. Be accepted by the corps census board. (If no census board exists, then the person must be accepted by the corps council.)

### A Local Officer?

To become a local officer, a person must:

1. Have been a faithful soldier at his/her corps.
2. Have been recommended by his/her corps officer (by sending a local officer bond to divisional headquarters).
3. Have been approved by the divisional commander (who signs and returns local officer bond).

### An Officer?

To become an officer, a person must:

1. Confess Jesus as his or her personal Savior.
2. Lead a spiritually sound life.
3. Show potential for leadership at his/her corps.
4. Receive local officer's and corps officer's backing.
5. Be recommended by his/her divisional youth & candidates' secretary.
6. Be recommended by his/her divisional commander.
7. Complete all necessary paperwork.

### The General?

To become the General, a person must:

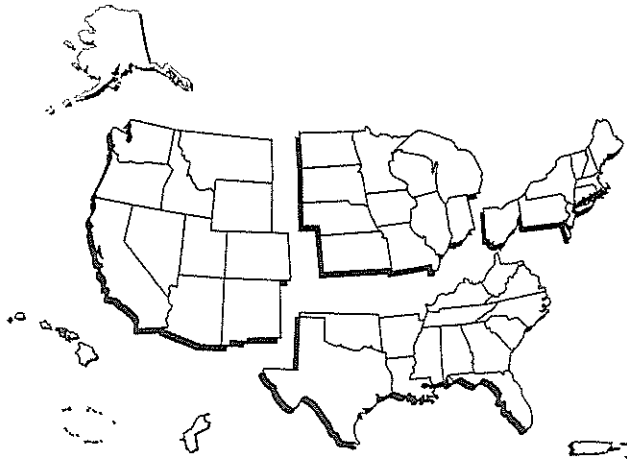

1. Be an officer.
2. Be proposed for election by a member of the High Council.
3. Be elected by the High Council, which is comprised of territorial commanders and commissioners from around the world.





# ORGANIZATION CHART

Fill in the diagram with International Headquarters and the five main headquarters of The Salvation Army in the United States. Circle the one which is the headquarters for your territory.



# MAZE

To read the tenth doctrine, start at the arrow and follow through the maze to the finish. Move only one space at a time, but in any direction using only the capital letters. Have fun and don't be fooled and lose your way.

**Start**

W e l i v e V E T H A y k W H O L L Y s  
 E R E L v l k s i s l p o E q a s k h s  
 u r i m n s E H T S i k h B j A H T n A  
 I V I R r t y v i w s k O i T t D r N  
 s a k s k d b n v x z o w T t m N q C  
 G u y t g h w i k l w c b v S c h a A d T  
 O F A L L B E L I E V E R u h E v D n  
 u i o p q s t u r e v e s v e l a s e l l  
 u p N A T I R I P S E L O H W r s t u v w  
 S y e s k v c d s l k m n q r s R E S E  
 h O U L A N D B O D Y M A Y B E i o b v R  
 s t u b v n m a e s i l l v a t B D E V  
 y k a s k E H T O T N U p i o n A m a n y  
 N I M O g h k l j l S S E L E M b n v o  
 G O F O U R L O R D I E S U S C H R I S T

**Finish!**

Memorize the tenth doctrine and write it on the lines below:

We believe that it  
is the privilege of  
all believers to be  
wholly sanctified,  
and that their  
whole spirit and  
soul and body  
may be preserved  
blameless unto the  
coming of our  
Lord Jesus Christ.



# ORGANIZATION CHART

Fill in the diagram with International Headquarters and the five main headquarters of The Salvation Army in the United States. Circle the one which is the headquarters for your territory.


INTERNATIONAL HEADQUARTERS  
 101 QUEEN VICTORIA STREET  
 LONDON, ENGLAND EC4P 4-EP



NATIONAL HEADQUARTERS  
 615 SLATERS LANE  
 ALEXANDRIA, VA 22313



CENTRAL HEADQUARTERS  
 10 WEST ALGONQUIN RD  
 DES PLAINES, IL 60016



EASTERN HEADQUARTERS  
 440 WEST NYACK ROAD  
 WEST NYACK, NY 10994-1739

SOUTHERN HEADQUARTERS  
 1424 N.E. EXPRESSWAY  
 ATLANTA, GA 30329

WESTERN HEADQUARTERS  
 30840 HAWTHORNE BOULEVARD  
 RANCHO PALOS VERDES, CA 90275

