

# DOCTRINE 10

*We believe that it is the privilege of all believers to be wholly sanctified, and that their whole spirit and soul and body may be preserved blameless unto the coming of our Lord Jesus Christ.*

## Lesson Aim:

To show that all believing Christians have the unique opportunity to learn from Christ how to better serve and be like Him, so that their lives will glorify God until the time of Jesus' Second Coming.

## Objectives:

1. The Junior Soldiers will understand the concepts contained within Doctrine #10 of The Salvation Army.
2. The Junior Soldier will memorize Doctrine #10.

## Lesson Overview:

Doctrine Sing-Along

Opening Prayer

Review Activity

    Doctrine 9 Word Search

Junior Soldier Pledge

The Lesson

Reinforcement Activities

    Let's Do It! #1: Crossword Puzzle

    Puzzle Mania

    Snack

Optional Activities

    Object Lesson: The Right Tools

    Craft: Wooden Picture Plaques

Closing Prayer

## You'll Need:

- ✓ Salvation Army Song Book
- ✓ Doctrine CD
- ✓ CD Player
- ✓ Copy of Doctrine Song: "Wholly Sanctified"
- ✓ Review Activity: Doctrine 9 Word Search
- ✓ Pencils
- ✓ Bibles
- ✓ Posterboard (two sheets)
- ✓ Markers (thick, several colors)
- ✓ Scissors
- ✓ Velcro® strips
- ✓ Cheese and crackers
- ✓ Napkins
- ✓ Let's Do It! #1

*The following items will be needed if you use the craft from the*

## *Optional Activities:*

- ✓ Craft sticks
- ✓ White or tacky Glue
- ✓ Construction paper
- ✓ Polaroid® pictures of the Junior Soldiers
- ✓ Markers or crayons



## Notes:

*For further study on holiness, read "Helps To Holiness", Samuel Logan Brengle. The Salvation Army, Atlanta, Georgia, 1980.*

## Background Information:

The Army's tenth doctrine is based on 1 Thessalonians 5:23: "May God himself, the God of peace, sanctify you through and through. May your whole spirit, soul and body be kept blameless at the coming of our Lord Jesus Christ." The subject of this doctrine is sanctification. According to our doctrine handbook, sanctification is "the act or process of making someone holy or consecrating a person to God." Churches who believe that a person cannot fall from grace do not need to learn how to be holy, since they believe that once you are saved you are always saved. But Salvationists believe that we have been given free will, so that it is possible to disobey God even after we are saved. This can continue to the point that a person loses the salvation s/he once received through Christ. It is because of this belief that Salvationists – along with other holiness, or Wesleyan, Christians – believe in the need for sanctification.



Since the Army believes it is possible for a person to lose his/her salvation, sanctification, also called holiness, is an important part of our belief system and our Christian lives. The process of growth in Christ and learning how to be more like Jesus is fundamental to our teaching. Being a Christian is a process of learning day by day how to be a true child of God. This is the challenge and privilege of all believers and is an important value to be conveyed to the Junior Soldiers.

We believe that the total person—body, mind and spirit—may be made holy. This transforming work of grace is accomplished through the indwelling of the Holy Spirit in the consecrated life of the believer. It results in a life of holy character and conduct. This is God's will for all of His children.

Since it is God's will for us to be holy, and He knows that we are not capable of this on our own, He has provided the means by which we may be made holy. It is God's work, and He alone is able to do it. He has provided the way



# DOCTRINE 10

## Background Information: (continued)

through Jesus, and He has given us the Holy Spirit to dwell within our hearts and our minds. It is the Holy Spirit who helps to transform us into the image of Jesus and refine our nature. This begins when the Christian makes the decision to fully surrender him/herself to God, to set him/herself apart for God and to seek after the things that please God.

## Resources Used:

Salyer, Captain M. Lesa. "The Adventure of Holy Living".  
*The War Cry*, July 6, 1991. The Salvation Army.

Hitzka, Major Dorothy. *Leadership Development Track for Corps Cadets Independent Study Manual*.  
Alexandria, VA: The Salvation Army, 1997.

*The Salvation Army Handbook of Doctrine*.  
Alexandria, VA: The Salvation Army, 1969.

## The Lesson:

Today I'm going to tell you a story called "Grand Old Beauty":

### Grand Old Beauty

Clarence was a boy about twelve years old whose grandfather was an antique dealer. Clarence loved to go to his grandfather's shop and help out after school. This was a good way to earn extra money and to spend time with the old man he called Papa.

One day while Clarence was sorting through some old furniture in the back room, he stumbled across an old, beat-up rocking chair. Its rockers were barely hanging on to the frame, and it had scratches and scars everywhere. Clarence,

Notes:

### Reminder:

If you are planning to use questions for review games, take a few minutes at the end of the lesson and have each junior soldier write three (3) questions and answers based on this week's lesson.

### Story telling tip:

Become familiar with the story ahead of time so you can focus your attention on the Junior Soldiers.



Notes:

## The Lesson: (continued)

thinking it worthless and beyond repair, set it in the scrap-heap, and continued working. But, when Papa turned and saw the chair, his face lit up.

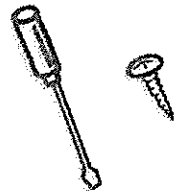

“Why is this chair in the scrap-heap, Clarence? Don’t you know what this is? This rocker is made in the style of the old furniture makers of long ago. And if I’m right, it is a priceless collectors item.” With these words, Papa picked up the chair with gentle hands and carried it to his private work station. Clarence followed him, watching as his grandfather lovingly rubbed his hands across the scarred wood. “Oh Clarence,” he whispered, “what a find. We will work on this together, first thing tomorrow afternoon. Come on, let’s go home and tell your father.”

The next day after school, Clarence hurried to the antique shop. His grandfather was waiting for him the minute he walked in the door. And Clarence found himself whisked off to Papa’s workshop before he knew what was happening.

“It’s about time you got here,” said Papa laughing, “I’ve been looking forward to this all day. Let’s get started.”

With that, Papa pulled the chair carefully toward them and secured it between two cushioned clamps. Then he looked the whole thing over. They would have to take the rockers off and make new wooden pins to secure them to the chair. The chair had been heavily varnished, so they would have to strip it completely and sand it a little to expose the original wood. Then, using a protective sealant much like the old furniture makers used rather than a varnish, they would cover the wood to protect it from harm. When it was all done they would have Clarence’s grandmother gently clean the chair’s cushions, then place it in the window to see how people would react to it.

For the next two-and-a-half months Clarence and Papa worked hard on that chair. They treated it with love and



## DOCTRINE 10

### The Lesson: (continued)



respect and were careful not to harm it. There were many times that they felt like giving up though, because they couldn't fashion the right size pins or they couldn't match the wood to make the pin out of in the first place. It was long, exacting work that had them arriving home late for dinner and past 10 p.m. on Saturdays. But in the end it was all worth it.


When they had finished, they placed the now complete, beautifully restored chair in the front window of the store. As they stood looking at the precious product of their hard work, Papa said, "Clarence, she's lovely. Let's call her Beauty, because, besides your Grandma, she's the most beautiful thing I've ever seen."

Everyday after that, Clarence and his grandfather would watch, as people from all over came to admire Beauty. They would say things like, "Oh, how lovely!" and "That chair is beautiful," or "It must be worth a fortune." Many people begged to buy Beauty for large amounts of money, but Papa would never sell. She meant too much for him. She was his Beauty.

As long as Papa lived, Beauty never left the window. Even when Clarence grew up and started running the store, Papa insisted that she stay. "Clarence my boy, Beauty will rock my first great-grandchild, and she won't be removed from that window 'till she does."

That winter, Papa went to heaven to be with Jesus. It was about five years later that Clarence's wife Pam had a baby boy. On the day his son came home from the hospital, Clarence lovingly lifted Beauty from her place in the window. He placed her in the carefully padded bed of his truck and drove her home. There, he put her down gently in his son's nursery, so that Pam could rock the baby to sleep. Clarence knew things were just as they should be. Just as Papa wanted them. Beauty and the baby were together, and in heaven, Papa was smiling down on them.

Notes:



## Notes:


### *Do Ahead:*

*Puzzle Mania will require about one hour of preparation by the leader before it can be played. The doctrine should be placed on one of the large pieces of posterboard. When this is done, the second posterboard is laid on top of the first. Using a pencil, the top posterboard should be divided into 8 or more pieces, much like an interlocking jigsaw puzzle. Each individual piece should be colored in completely, using a different color marker. To make the game easier for smaller children, the pieces can also be lettered or numbered. After coloring, cut each of the pieces out, and place a Velcro® strip or strips on the back of them. Then, place the pieces back on the other posterboard containing the verse. After doing this, place the other half of the Velcro® strip(s) so that the piece is fastened to the verse board and will not fall off. If you do it right, there should now be a big jigsaw-like puzzle covering your doctrine.*

## The Lesson: (continued)

It was all very special, and was possible only because of a chair that a young boy of twelve thought was junk.

Beauty is an example of what God can do with each and every one of us. Before Papa and Clarence's hard work, Beauty was battered and bruised with age and abuse. Many people including Clarence, thought she was worthless and beyond repair. But she wasn't. With a little work and some time, she was shaped by Papa's masterful hand into a show piece fit for the window of a store, and fit for the nursery of an heir. In the same way, God wants to shape and fit us for an eternal life in heaven with Him.



God can take our sinful lives and make us into the people who will praise and glorify Him. If we trust and obey Him, He will teach us how to live as Jesus lived and to be good examples of His love in our lives. This process of becoming like Jesus is called holiness, and it is available to everyone who trusts in Jesus Christ. *(Have Junior Soldiers turn to 1 Thessalonians 5:23 and read it aloud.)*

As we live Christian lives, we will grow in our knowledge of God and His ways. We will be taught to live and think like Jesus. If we remain faithful, when Jesus returns we will be ready to receive eternal life in heaven with God. That is what holiness is about – God taking our sinful lives and making something special and heavenly out of them. Just as Papa took Beauty and turned her into a showpiece, so God will help you become a showpiece of His handiwork, if you ask Him.



# DOCTRINE 10

## The Lesson: (continued)

Doctrine song, "A Privelege For Believers"

Notes:

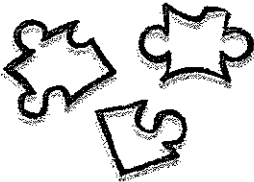
## Reinforcement Activities:



- Let's Do It! #1: Crossword Puzzle

- Puzzle Mania

*To play the game, remove all of the puzzle pieces from the doctrine board and pass them out to the children. Have the kids say the doctrine several times, and then add a piece, by calling one of them up to put it on. Continue in this manner until the entire doctrine is covered and the children have to say the doctrine from memory. Before they know what's happening they will know the doctrine and will have had a great time doing it.*



- Snack: Cheese & Crackers

*Each child should be given a few snack crackers on a napkin. As the children begin to eat the crackers, ask them if they can think of anything that could make the crackers better. Their answers will probably include cheese. Give them each some cheese for their crackers and then ask them why the cheese makes the crackers better. This will lead you into your lesson. For just as the cheese makes crackers look and taste better, so God in our lives makes us look, act, and feel better. With God in our lives helping us to grow, we can accomplish anything He asks of us, and when Jesus comes back we will be ready to go with Him back to heaven.*

## Optional Activities:

- Object Lesson: "The Right Tools"

*(Show the Junior Soldiers a jar with its lid placed on tightly.) Do you see this jar? I have tried all morning to get the lid off this jar, and it won't come off. I've tried banging the side of it with a butter knife. I've tried running hot*

### You'll Need:

- ✓ Jar with lid
- ✓ Rubber jar opener  
*(You can find them in your local hardware store.)*



Notes:

## Optional Activities: (continued)

water over it. I've tried using a kitchen towel, but nothing works. Do any of you have anything that might help me? *(Before the class begins give an assistant leader or one of your older Junior Soldiers the rubber jar opener. When you ask for help, the person should stand up with the jar opener and come forward.)* Oh, thank you. Do you really think this will work? *(Take the opener and open the jar.)* Wow, it does work. Thank you. I guess I just needed the right tool to get the job done.

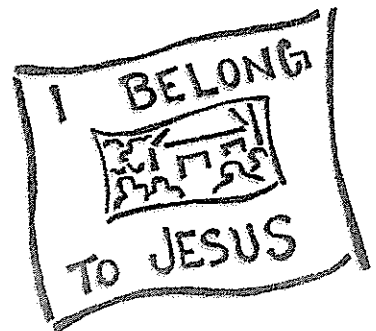
You know, that's the way it is with us and Jesus. When we become Christians, we don't have the right tools to make ourselves into what God wants us to be. Only Jesus has those tools, and only He can give them to us and help us learn how to use them. We have to trust Jesus to help us become what God wants us to be, because we can't do it on our own. But, if we do trust Him, He will help us to become exactly what God wants us to be. And God wants us to be the very best we can be.

### **Suggestions:**

*You may want to decorate with paint, glitter or sequins. Cut and glue on pieces of cork, sandpaper, or fabric. If you would like, the older Junior Soldiers may want to glue sticks along the bottom of the plaque for a stand up base.*

### • **Craft: Wooden Picture Plaque**


*Place ten craft sticks in a row. Glue a craft stick across the top of the row and another across the bottom to secure all in place. Arrange two sticks to make a point at the top, gluing them to the sides of the plaque and to one another at the point. (If done right it will look like an upside-down letter "V".) Glue a square piece of cut construction paper (your choice of color) to the craft sticks in the center of square. Write the words "I Belong to Jesus" on the construction paper, with the Polaroid<sup>®</sup> picture of the Junior Soldier in the center.*



# DOCTRINE 10

## Resource Ideas:

Shining Star Publications, NAVPRESS (from the Navigators)



Notes:

Doctrine 10 Honor Junior Soldier Lesson submitted by Captain Harriette Raihl and Lieutenant Denice Gass  
San Diego, CA Corps - Western Territory



# WORD SEARCH

Write Doctrine 9 on the lines provided. Then find and circle each word in the puzzle.  
 Be sure to look forwards, backwards and diagonally! *(If a word appears more than once in the doctrine, you only need to find it once.)*

H	I	D	E	B	O	D	E	D	E	T	F	O	C	N	I	D	E	S
T	A	S	O	I	S	B	E	D	N	S	T	A	T	O	E	D	I	A
I	T	T	F	I	T	P	T	S	I	R	H	C	X	P	E	Z	L	V
A	S	N	R	I	E	A	A	D	R	H	C	D	E	U	V	D	E	N
F	Q	H	A	A	T	L	V	N	X	V	E	P	N	U	E	Y	B	A
C	C	F	T	S	V	E	R	E	Z	P	Y	I	Z	P	Z	E	U	T
T	H	S	H	A	F	P	H	P	E	U	T	U	E	V	L	H	C	I
I	W	R	T	T	Y	E	C	E	C	N	A	U	N	I	T	N	O	C
A	E	I	I	V	N	D	N	D	O	C	Y	U	E	V	C	B	O	V
V	O	T	C	S	Y	I	Q	C	I	H	H	V	Z	H	E	D	X	O
N	B	H	A	X	R	A	N	A	T	R	E	T	R	D	S	Y	B	I
T	R	F	F	T	Y	F	F	T	N	Z	V	C	I	I	F	E	D	T
I	R	H	C	R	S	Z	P	V	H	X	H	E	R	A	D	A	Z	N
A	R	O	V	H	U	E	U	F	C	E	N	H	U	I	F	Q	X	O
F	D	R	H	C	D	X	T	A	H	T	C	U	E	Y	Z	V	Y	C

---



---



---



---



---




---



---



# CROSSWORD PUZZLE



**ACROSS**

- 1. God's Word
- 3. completely
- 5. the part of a person that lives forever
- 8. kept from harm
- 11 Second \_\_\_\_; when Christ returns to earth
- 12 a right given to someone
- 13. our Savior
- 14. sanctified
- 15. to be holy is to be like Him
- 16. holy

**DOWN**

- 1. to think something is true
- 2. the number of Salvation Army doctrines
- 3. entire
- 4. ruler; master
- 6. Holy \_\_\_\_; God who lives within Christians
- 7. local Salvation Army church
- 9. what Salvationists believe
- 10. free from blame
- 14. the \_\_\_\_ Spirit; Third Person in the Trinity

Holiness is sometimes described as being like Jesus. For most of us, that sounds difficult, if not impossible. But Chorus #107 of *The Song Book of The Salvation Army* reveals how God can make it happen. Read that chorus, then explain how holiness is possible.

---



---



---



---



---



---



# WORD SEARCH

Write Doctrine 9 on the lines provided. Then find and circle each word in the puzzle.

\* Be sure to look forwards, backwards and diagonally! *(If a word appears more than once in the doctrine, you only need to find it once.)*

A 15x15 word search grid with the following words circled and highlighted:

- Vertical words: HIDE, TAS, ITT, ASNR, FQHA, CCFT, THSH, IWR, AE, VOT, NBHA, TRFF, IRHC, ARO, FDRH, FOCN, OISB, FITP, SIRS, DRHC, XPEZ, UVDEN, NUXV, EPNUE, YBA, ZPY, LZPZ, EUT, PEUT, UEVL, HCI, ECNA, UNIT, NOC, CIHV, ZHED, XON, RETR, DS, YBI, XHER, AD, AZ, NHUI, FQX, O, TAH, TCUE, YZ, VYC.
- Diagonal words: HIDE, TAS, ITT, ASNR, FQHA, CCFT, THSH, IWR, AE, VOT, NBHA, TRFF, IRHC, ARO, FDRH, FOCN, OISB, FITP, SIRS, DRHC, XPEZ, UVDEN, NUXV, EPNUE, YBA, ZPY, LZPZ, EUT, PEUT, UEVL, HCI, ECNA, UNIT, NOC, CIHV, ZHED, XON, RETR, DS, YBI, XHER, AD, AZ, NHUI, FQX, O, TAH, TCUE, YZ, VYC.

We believe that continuance in a state of salvation depends upon continued obedient faith in Christ.

---



---



---




---



---



# CROSSWORD PUZZLE



**ACROSS**

- 1. God's Word
- 3. completely
- 5. the part of a person that lives forever
- 8. kept from harm
- 11. Second \_\_\_\_; when Christ returns to earth
- 12. a right given to someone
- 13. our Savior
- 14. sanctified
- 15. to be holy is to be like Him
- 16. holy

**DOWN**

- 1. to think something is true
- 2. the number of Salvation Army doctrines
- 3. entire
- 4. ruler; master
- 6. Holy \_\_\_\_; God who lives within Christians
- 7. local Salvation Army church
- 9. what Salvationists believe
- 10. free from blame
- 14. the \_\_\_\_ Spirit; Third Person in the Trinity

Holiness is sometimes described as being like Jesus. For most of us, that sounds difficult, if not impossible. But Chorus #107 of *The Song Book of The Salvation Army* reveals how God can make it happen. Read that chorus, then explain how holiness is possible.

We can be like Jesus  
if His Spirit helps us.

---



---

