

# DOCTRINE 6

*We believe that the Lord Jesus Christ has by His suffering and death made an atonement for the whole world so that whosoever will may be saved.*

## Lesson Aim:

To show that, although sin separates us from God, Jesus' death on the cross provides for our salvation.

## Objectives:

1. The learner will understand the meaning of Doctrine #6 and its biblical basis.
2. The learner will memorize Doctrine #6.

## Lesson Overview:

Doctrine Sing-Along  
Opening Prayer  
Review Activity  
    Doctrine 5 Word Search  
Junior Soldier Promise  
Opening Activity  
    The Price is Right®  
The Lesson  
Reinforcement Activities  
    Balloon Pop  
    Let's Do It! #1: You're the Architect  
Closing Prayer

## Background Information:

"Breaking up is hard to do..." or so goes the old song. In real life, breaking up is a lot easier than making up, or getting back together. Once that split happens in a relationship, it seems nearly impossible to cross over that dividing line between people. We've all seen it happen – in marriages, business partnerships or school classes that

## You'll Need:

- ✓ Doctrine CD
- ✓ CD Player
- ✓ Copy of Doctrine Song: "The Atonement Song"
- ✓ Review Activity: Doctrine 5 Word Search
- ✓ Food items, cleaning supplies & school supplies for "The Price is Right®" Game
- ✓ Box of Lego® or other snap-together building blocks
- ✓ Crayons or colored pencils
- ✓ Posterboard
- ✓ Markers
- ✓ Balloons
- ✓ Safety pin or straight pin
- ✓ Let's Do It! #1



Notes:

### Background Information: (continued)


break into opposing cliques and gangs. Sometimes through counseling, gentle nudging and sheer determination, people do get back together. They are restored into the fellowship of the family.

Doctrine #6 is focused on this act of getting people back together, reconnected with God. It was through the act of Jesus Christ dying on the cross on behalf of all of us that this happened. The cross sits in the middle of history as a bridge between God and man. It spans the wide division that occurred when Adam and Eve chose to disobey (see Doctrine #5).

Bible scholars agree that the cross is absolutely the central point, the focus, of the entire Bible. Everything that happened before leads up to this moment. Everything occurring after refers back to this ultimate expression of the love of God for us, His people. It wasn't an accident; it wasn't a fluke. It was a deliberate plan that the Father had prepared from the beginning.

The word *atonement* means 'a making at one' and is the description of what this act of sacrifice signifies. It's important to understand that man cannot deal with the problem on his own. We can't keep sin hidden (*Numbers 32:23*), and we can't get rid of it on our own (*Proverbs 20:9*). One thing is certain: God cannot tolerate sin (*Proverbs 15:29*). The punishment for sin is clearly identified as death (*Romans 3:23 & 6:23*). But the incredible love of God for mankind is evident as He allowed His own Son to take our place. He paid the price for all of us with His life. He canceled the debt (*2 Corinthians 5:14-15*).

It would be safe to say that for God the Father breaking up *IS* hard to do. He wasn't willing to let us go. No one is excluded. Everyone is included



# DOCTRINE 6

## Background Information: (continued)

(see John 3:16). Take a moment and just pray a prayer of praise and thanksgiving to God because the *whosoever* included you!

## Resources Used:

*New Bible Dictionary*. J. D. Douglas, Editor.  
Leicester (England): Inter-Varsity Press, Revised 1982.

*The Wycliffe Bible Commentary*.  
Charles F. Pfeiffer & Everett F. Harrison, Eds.  
Chicago: Moody Press, 1962.

Salyer, Captain M. Lesa. "Beating the Odds".  
*The War Cry*, May 11, 1991. The Salvation Army.

Waters, Major Cecil. "We believe".  
*The Salvationist*, July 25, 1998. The Salvation Army.


Gariepy, Henry. *100 Portraits of Christ*.  
Wheaton: Victor Books, 1987.

*A Contemporary Wesleyan Theology*.  
Charles W. Carter, General Editor. Volume One.  
Grand Rapids: Francis Asbury Press, 1983.

## Opening Activity:

- "The Price is Right®" Game

Divide the group into two teams. Have the products arranged on a table at the front of the room. Have the teams line up along both sides of the room. The host will call two players forward to compete. An item will be selected which the helper should point out and stand near. Each player will give his/her idea of the price of that item. The team closest to, but not higher than, the correct answer wins a point.



## Notes:

### Reminder:

If you are planning to use questions for review games, take a few minutes at the end of the lesson and have each Junior Soldier write three (3) questions and answers based on this week's lesson.

### Do Ahead:

You will need to collect various food items, cleaning supplies, and school supplies from home. Do a list of prices for these items and prepare a little price card for each one. (Try to use the actual store prices.) The price card should be folded and have the price written on the inside, so it cannot be seen when set down in front of the item. One adult should be the host, another should be the helper.

Notes:

### Opening Activity: (continued)

*Work on through the other items. Each time the host will call up another player from each team. The team with the most points wins and can go on for the grand prize. The runners up should get a small prize, such as a pack of gum or pencils.*

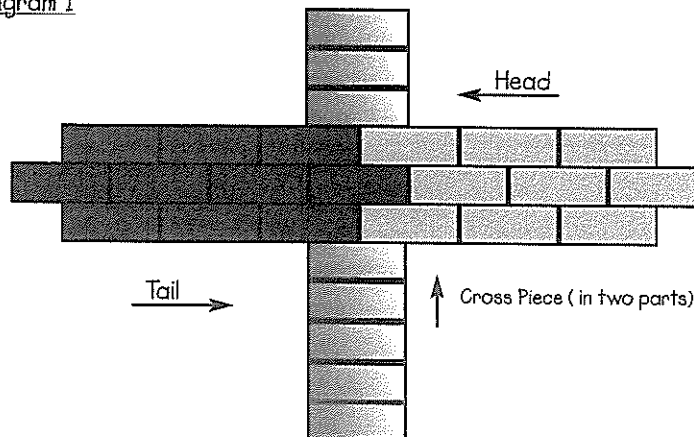
*One final object, a big thing like a boom box or roller blades, should be placed on the table for display. The team can talk over the price, but only one answer can be given. They should have to guess the correct price within a set limit (for example, within \$10). If they guess correctly they get a grand prize (something different from the small prizes given to the other team). If they are not correct, reward them with a consolation prize (the same small prizes given to the other team).*

In order to get any of these things, you have to pay a price. Part of what we are going to talk about today is the price that was paid for you and me.

### The Lesson:

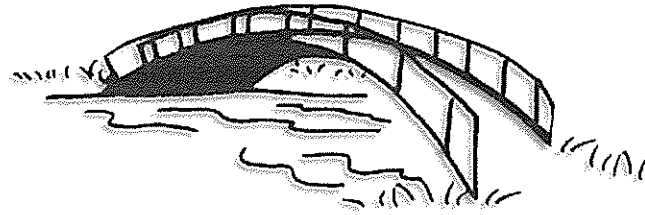
*Tower Building – Divide the group into two teams. Each team is going to build a tower out of Legos or other building blocks. Give each team half of the blocks. They should be creative and work together. You will want to set a time limit of five minutes or less. When time is up you will talk about the towers.*

Diagram 1



# DOCTRINE 6

The Lesson (continued):

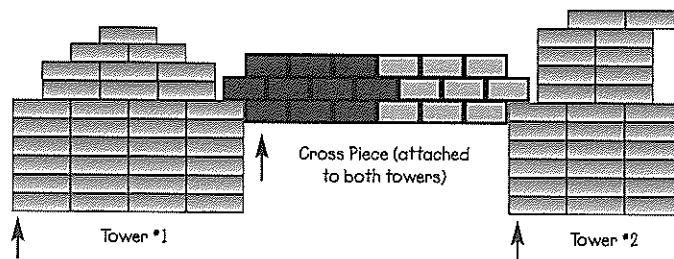


Have you ever had an argument with a friend? What happened? *(Allow response.)* Why did you fight? Having a fight with a friend makes you feel rotten! You think you're right, your friend thinks S/HE'S right, and in the end you are both angry and upset. You just don't like that person anymore. Everyone has that feeling at times. You were like these two towers: very different, not able to understand why the other person did what s/he did. You were separated.

How did you become friends again? Maybe another friend said you should make up? So you stuck out your hand *(attach one side of the cross piece to the first tower)* and your friend stuck out a hand *(attach the other side of the cross piece to the second tower)*. You will probably need to move a few pieces around to get the cross pieces at the same height. And when you got your hands together you became friends again *(connect the two cross pieces together — see Diagram #2)*

*Keep the towers in front with the cross pieces attached.  
You will add the head and tail to the cross later in the lesson.*

Diagram 2



Notes:

### Do Ahead:

*Have a big box of Lego® or other kind of building blocks. This will work better if the blocks snap together. Take out a big handful of blocks all one color. This handful you will need to form into a T shape (to represent a cross). You will start with three sections that you snap together as part of the activity to connect two towers. See Diagram #1. (You will want to practice this once or twice!)*



Notes:

*Do Ahead:*

*Write out Doctrine #6 on posterboard or paper and tape it up for everyone to read together.*

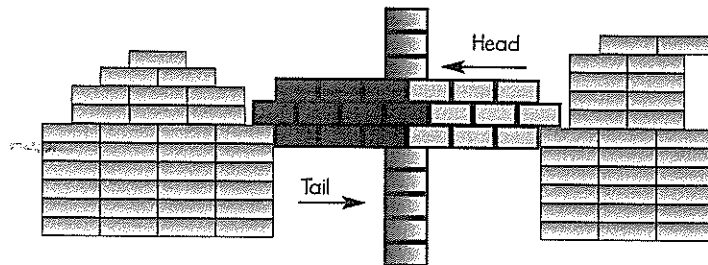
The Lesson (continued):

The doctrine we're going to study today is all about two parties getting back together—God and mankind. Let's read Doctrine #6 together: "We believe that the Lord Jesus Christ has by His suffering and death made an atonement for the whole world so that whosoever will may be saved."

What did we study in the last lesson? (*The disobedience of Adam and Eve and the consequence of sin coming into the life of every person on earth.*) We learned that the ultimate consequence for sin is death. There's a price to be paid if we are going to be able to have a good relationship with God again.

This lesson is all about how that happens. Jesus Christ, as the Son of God, is able to bridge the gap that separates us from God. He did that when He died on the cross. See our two towers? They're connected by a bridge. If I add a couple of pieces it's easy to see the cross. (*Add the head and tail pieces to the cross pieces. This will make the cross hang down between the two towers. See Diagram #3.*)

Diagram 3



In the Old Testament days it was different. Who can explain what a scapegoat is? (*This is usually the person who takes the blame, or takes the fall, for something done by another person.*) Where do you think the word came from? (*Allow response.*) It came from the Old Testament. The people of Israel had special, holy days. One of these was the Day of Atonement. On that day the priests led the



# DOCTRINE 6

## The Lesson (continued):

Notes:

people through some special activities so they could purify themselves before God.

A goat was chosen to be the scapegoat. The priest would put his hands on the goat's head, confess all of the sins of the people, then chase the goat off into the wilderness. The goat took all the blame for the people. By doing this the people could be free from sin. Other sacrifices were made at their place of prayer. There's always been a price for sin. The animals had to be high quality, in good health and strong, the kind you'd rather keep, never sick or weak. The sacrifice cost the people something.

In the New Testament it is Jesus Christ who became the sacrifice when He died on the cross. He took the blame for the sins of the whole world. But it was all part of God's plan to free mankind from sin and have a relationship with them again. Look at the word "atonement." If you break it up, it says "at-one-ment." It is being at-one, being together again, just what we did when we connected the towers together. It's the proof of how much God loves us.

Let's look up a few Scripture verses to read about it:

John 3:16-17

Ephesians 5:1-2

Romans 5:8

God didn't wait until we were good to be close to us. He did something while we were still sinners. He gave His Son to die on the cross, to become that bridge back to Him. That's really incredible love!



Doctrine song, "The Atonement Song"



## Notes:

### Do Ahead:


Blow up enough small balloons to have one for each word in the doctrine. Write the words on the balloons with a permanent marker. Pin or tape these in order to board or wall. You'll need a safety pin or straight pin to pop them.

## Reinforcement Activity:

- **Balloon Pop**

Set up the cardboard with all of the balloons attached, so the Junior Soldiers can read the words. Read the doctrine through together. Pop the first balloon. Have a volunteer read the doctrine again, filling in the missing word. If s/he gets it correct, s/he can pop the next balloon. Have a new volunteer read the doctrine, filling in the two missing words. Keep on repeating this process until all of the balloons are popped. Have everyone recite the doctrine one last time together.

- Let's Do It! #1: You're the Architect



## Resource Ideas:

- "Gospel Magic"

This would be a great way to help teach this lesson.

Examples:

The Washing Machine (*Illusions as Illustrations*. Roy H. Holmes. Accent Books, Denver: 1991.) – Based on 1 John 1:9 and Psalm 38:18.

Colorchange *It's Magic*, Henry Gordon. Prometheus Books, Buffalo NY: 1989.) – Shows how to change a pencil from red to white. It would be easy to adapt to the lesson.

Doctrine 6 Honor Junior Soldier Lesson submitted by Captain Kelly Pontsler  
Territorial Headquarters ~ Western Territory



# WORD SEARCH

Write Doctrine 5 on the lines provided. Then find and circle each word in the puzzle.  
 Be sure to look forwards, backwards and diagonally! *(If a word appears more than once in the doctrine, you only need to find it one time.)*

Y Z O U O E V A H J G V A X N D G O Z  
 L T A N T H L T A H T B Y R I E H T A  
 L F D A C B G K A W B V H O E S F L D  
 A S T N E R A P H L G E J T S O L Q E  
 T S R C F V P V T W N X L Q H P G C V  
 O P O Y L I H G A I Y V A I L X N I A  
 T M X L N L F X R Z A N N G E E V Y R  
 E V A E E G W T W L D N D V I V Z X P  
 O F S G M F C R H V O J D D G Y E D F  
 Y S I D W O J Y V C U V E V X H E V D  
 X U N R D V X O E Z R B U T J T G R R  
 A C N P S K H N L G O Z Y X A Y H I W  
 R H E W R T C O N S E Q U E N C E E Y  
 P U R I T Y B L I Z Y X R V G H R H X  
 J U S T L Y K D O G W C J H T E V T T

---

---

---

---

---

---


---

---



# WORD SEARCH

Write Doctrine 5 on the lines provided. Then find and circle each word in the puzzle. Be sure to look forwards, backwards and diagonally! *(If a word appears more than once in the doctrine, you only need to find it one time.)*




We believe that our first parents were created in a state of innocency, but by their disobedience they lost their purity and happiness, and that in consequence of their fall all men have become sinners, totally depraved, and as such are justly exposed to the wrath of God.



# YOU'RE THE ARCHITECT!

Design a bridge over the river. The fact that you are a Junior Soldier means that you have already reconnected to God.



What are some things you can do to help others become reconnected to God? Make your list:

---

---

---

---

---

---

---

