

PURPOSE STATEMENT





"The supreme purpose of the young people's war is to bring young people to Jesus Christ, and to develop them as fighting soldiers in the ranks of The Salvation Army." **Orders and Regulations for Work Among Young People**, Chapter 1

OBJECTIVE

The Junior Soldier is the Senior Soldier, the Local Officer, and the Officer of tomorrow. The key to the future of The Salvation Army is in how these young people are trained. Their conversion experience and their preparation for soldiership should be only the beginning of a quality training experience. The result of such training experience will be a lifetime commitment to God and The Salvation Army. The Junior Soldier is to be trained and engaged in active service., JUST AS THE Senior Soldier is trained and engaged for active service.

RECRUITMENT

Keep your eyes open for those children who will become your Junior Soldiers:

-  Keep in touch with all newcomers to the Sunday School and other Young People's activities. Watch for those boys and girls who are unchurched and remember to claim them for Christ and The Army.
-  Look after the children who are Section 3 Seekers; those who have made a public decision to accept Jesus as Savior. Help them to understand what it means to be a Junior Soldier of The Salvation Army. Visit their homes and capture the cooperation and interest of the parents.
-  Encourage the Sunday School teachers to discuss Junior Soldiership in their class from time to time. It is the responsibility for all to work together to "grow" our Junior Soldiers.
-  Include all children ages 6-13 in your Junior Soldier classes – even if they have not been enrolled yet. The curriculum has been written so that separate Junior Church meetings are not necessary.

WHAT A YOUNG PERSON SHOULD KNOW ABOUT BEING A JUNIOR SOLDIER

SALVATION

A Junior Soldier must be converted. Salvationists, first of all, are Christians, having accepted Jesus Christ as Savior and Lord.

THE SALVATION ARMY DOCTRINES

Before a Junior Soldier is enrolled, they will be introduced to The Salvation Army doctrines. Deeper understanding will come with the study of the Training Junior Soldier Course.

A copy of the doctrines should be given to parents when they are approached for permission for the child to attend Totally His Preparation classes.

THE SALVATION ARMY

The prospective Junior Soldier should understand that:

- 🌍 The Salvation Army is God's Army; He raised it up, and He leads it today.
- 🌍 The Salvation Army is the Junior Soldier's place of worship. Here, they will learn about God and the Christian life.
- 🌍 The Salvation Army is the Junior Soldier's place of service. Here, they will find opportunities to serve God by actively participating in the young people's activities, and opportunities to witness by word and life, in order to bring others to God and the Army.

THE JUNIOR SOLDIER PROMISE

Before being enrolled, the prospective Junior Soldier must fully understand what commitment is made by signing the Junior Soldier Promise. Study of the Totally His Preparation Course will give this understanding.

PROCEDURES

MEMBERSHIP

1. A month or more after seeking Salvation, the young person may be accepted for Junior Soldiership, providing he/she is not a member of any other church.
2. They may not be less than seven (7) years of age and not more than Thirteen (13). A prospective Junior Soldier may attend the preparation class at the age of six and a half (6½).
3. The names of prospective Junior Soldiers should be approved by the Census Board before they are enrolled as Junior Soldiers.

PREPARATION

1. Visit the home of the prospective Junior Soldier and obtain the permission of the parent for the child to become a Junior Soldier. Explain what it means to be a Junior Soldier and the commitment required. Explain the preparation process to the parents and involve them in the commitment their child is making.
2. There should be at least one preparation classes planned for each year, with others added as needed. It is required that the preparation course, TOTALLY HIS, (EXHIBIT 1-3) be used. Totally His can be taught at Junior Soldier Camp, as part of a “lock-in”, with a regional group, or at the corps level.
3. The Totally His course is available through TRADE (BTJSPH00 \$30.00) or at www.youthdownsouth.org. The material is based on the Junior Soldier Promise, and teaches both basic history on the founding of The Salvation Army and the work of The Salvation Army today.
4. A certificate to recognize completion of the course materials is available. It does not replace the Enrollment Certificate, but is appropriate for children who may take the course, and not get enrolled, or who will be enrolled at a much later date, i.e. after camp. (TOTALLY HIS Completion Certificate EXHIBIT 4).
5. The preparation classes should be made as informative and interesting as possible since they will set the stage for the Junior Soldier's impression of what it means to be a Junior Soldier in God's Salvation Army.

ENROLLMENT




1. An Enrollment Checklist (EXHIBIT 5) will give you the details for planning and conducting a Junior Soldier Enrollment Ceremony.
2. The Enrollment Certificate (EXHIBITS 6-7) must be signed by the parents of the Prospective Junior Soldier (located on the reverse side). By their signature, they agree that their child shall become a Junior Soldier.
3. The Junior Soldier must sign the Enrollment Certificate. A time of commitment should be planned after the preparation classes are completed. At this time, the Junior Soldier should sign the certificate indicating that he/she is willing to agree to the promises made on that document. This can take place on the day of enrollment, as part of the ceremony.
4. Having been accepted by the Census Board for Junior Soldiership, the Junior Soldier Enrollment Certificate should be signed by a Y.P. Local and the Corps Officer. This, too, can take place on the day of enrollment, as part of the ceremony.
5. When the Enrollment Certificate is presented to the Junior Soldier at the time of enrollment, it should have all signatures on it in advance or added as part of the ceremony.

THE JUNIOR SOLDIER ENROLLMENT SERVICE

1. The enrollment of a Junior Soldier should be one of the most impressive events in the corps program -- certainly the most memorable Salvation Army event in the early life of the child being enrolled. **Make it a big event!**
2. Make every effort to have the parents present. Invite them to sit in a reserved section as guests of honor. If parents are Salvationists, include them in the program. If non-salvationists, help them to understand what their child is promising as a Junior Soldier. If a parent is not able to attend the enrollment ceremony, make certain that they have signed the back of the Junior Soldier Promise.
3. If possible, have the Promise recited from memory. If not, have each enrollee read the promise publicly and then sign it while on the platform. The Officer who is conducting the enrollment can challenge the congregation to read the Promise and see if they could live by it.

4. A Senior Soldier could be asked to serve as a mentor to each new Junior Soldier, with the responsibility for giving big brother and sister encouragement. Before the public enrollment, mentors and Junior Soldiers should be introduced. Sponsors may be invited to the last preparation class. During the ceremony, explain the mentorship program, bring the mentors to the platform and have each stand behind his/her Junior Soldier. Give a challenge to the mentors to do their utmost to support and encourage the Junior Soldier in his/her Christian growth
5. Another suggestion is to ask all Junior Soldiers to be ready to come forward following the enrollment to extend the hand of fellowship to each new Junior Soldier. All Junior Soldiers should be seated together in one place, so the movement forward will be orderly.
6. Make the service distinctly Army. Keep the Army flag prominently in view. Use Army terms. Help them to realize that they are becoming soldiers in God's Army. The Junior Soldiers should be in Junior Soldier uniform (EXHIBIT 8)
7. Be sure the Promise Certificate is framed, either before or after the ceremony and urge the children to display them prominently in their homes.
8. As soon as the young people are enrolled, bring them into the Junior Soldiers' meeting and get them involved in Army warfare. A shepherd was asked, "How do you get such good sheep?" He replied, "I look after the lambs." Start the new Junior Soldier immediately on the program of preparation for their big event, which will come next -- their enrollment as Senior Soldiers.

RECORDING (EXHIBIT 9-10)

1. Full particulars should be entered on the Roll sheet for the Combined Corps Roll Book, and the Junior Soldier should sign the reverse side of the Roll Sheet for the permanent records. The information is then recorded on the Master Roll Sheet and the NSS form, line 1010.
2. All statistics for Junior Soldier meetings and preparation classes are recorded on the weekly NSS form, line 1005.
3. All young people connected with the Army, whether saved or unsaved, thirteen (13) years of age and over who are not already Senior Soldiers, must be entered as Y.P. Recruits in the third section of the Junior Soldier's Roll. These are not recruits for the Y.P. War, but young people to be recruited from the Y.P. War for Senior Soldiership. They must be carefully distinguished from Senior Recruits. Y.P. Recruits include:
 -  Junior Soldiers
 -  Members of the Sunday School who are not Junior Soldiers
 -  Converts on the Seekers' Registers, Section 3
4. Any who will not sign the "Articles of War" should, if still attending and showing signs of conversion, be entered as Senior Recruits with a view to Soldiership later.

REMOVALS FROM ROLLS

1. The Y.P. Census Board will make recommendation for removal of Junior Soldiers. This is usually done in conjunction with the annual Corps Review and Inspection and removals are ratified by the Divisional Youth & Candidates' Secretary. Junior Soldiers may not be termed as such after their 16th birthday and their names must be removed from the Rolls at their 17th birthday by a Divisional Officer at the time of the Corps Review and Inspection.
2. Junior Soldiers may be transferred to the Senior Rolls by the Corps Officer upon recommendation of the Y.P. Census Board.
3. Junior Soldiers may be removed from rolls only in the setting of a Corps Review with the approval of the Divisional Youth & Candidates' Secretary conducting the review.
4. A Junior Soldier may be transferred to another corps when requested by the Junior Soldier or parent of Junior Soldier when the Junior Soldier moves to another corps area.

THE TRAINING JUNIOR SOLDIER COURSE

1. After the Junior Soldier is enrolled, he or she will attend the Junior Soldier classes that are held on a regular basis in your corps. The material used is the **Training Junior Soldiers Course** (EXHIBITS 11-25). To obtain this material, contact your Divisional Youth Department and request to be placed on a "standing order" for the Training Junior Soldiers Material.
2. When a Junior Soldier successfully completes one unit, the Corps Officer may photocopy the certificate located at the end of each unit and present it to the Junior Soldier in a public meeting.

COURSE SCHEDULE

CYCLE	TITLE
1	Beginning
2	Foundations of Our Faith
3	Standing Firm
4	People of Faith
5	Standards To Live By
6	Give It Away
7	Power Source
8	Worshiping Together
9	Making a Difference
10	Living the Life

COURSE BREAKDOWN

4 Lessons – 1 Unit
 4 Units = 1 Volume
 2 Volumes = 1 Year
 10 Volumes = Completed Course

INTEGRATED RESOURCES

1. CD Great Big Praise for a Great Big God. This CD can be purchased at www.lillenas.com or at your local Christian book store. This CD was originally distributed with the Training Junior Soldier material in September 2003. It is also available on the WORDaction Sunday School Supplemental Order form.
2. The Adventure Bible for Young Readers (NIRV) is the translation for use with Training Junior Soldier curriculum, and will be used for Totally His and the Honor Course when they are updated.

THE JUNIOR SOLDIER HONOR AWARD

REQUIREMENTS

Junior Soldiers may take the Junior Soldier Honor Award class after they complete a minimum of one (1) year (2 courses) of the “Training Junior Soldiers” Curriculum and must be ten (10) years of age. Once these children have studied the curriculum, and passed the test, they would resume studying the Training Junior Soldier curriculum.

MATERIALS

The Honor Junior Soldier materials (EXHIBIT 26-28) are available from TRADE (BTJSHKITO \$33.25) or from www.youthdownsouth.org.

RECOMMENDATION FORM

The achieving of the Junior Soldier Honor Award should comprise a program of 20 lessons. Upon completion of the preparation for the Award, the Commanding Officer should fill in the Recommendation Form (EXHIBIT 29) and sign the form along with the Junior Soldier Sergeant or other designated Local. The application must be mailed to the Divisional Youth & Candidates’ Secretary who will then contact you to set up a Board of Review.

BOARD OF REVIEW

This board (EXHIBIT 30-31) must be approved by the Divisional Youth & Candidates’ Secretary. It should be comprised of the DYCS and one or two Y.P. Locals. It will be the responsibility of this board to determine whether or not the individual passed. If it is decided that further study is necessary, the applicant can appear before the next board of review. The decision of the Board must be noted on the form and signatures of each member obtained.

THQ RECORD

The completed Recommendation Form must be sent to the Territorial Youth Department for approval and recording. Letters of notification and congratulations will be sent by the Territorial Youth Department together with a Junior Soldier Honor Award Certificate (EXHIBIT 32) and a pin to the DYCS for public presentation.

S.F.O.T. SCHOLARSHIP

A Junior Soldier who has successfully achieved the Honor Award will be eligible to receive a \$150.00 scholarship for use toward tuition at the School For Officer Training.

JUNIOR SOLDIER EVENTS ON Y.P. CALENDAR

JUNIOR SOLDIERS' DAY OF RENEWAL

This significant event, held annually, will help reinforce the promises Junior Soldiers have made to Christ and will help all Senior Soldiers to renew their commitment to support and pray for the Junior Soldiers. Renewal pledge cards may be obtained from your Divisional Youth & Candidates' Secretary.

PURPOSE

- 📌 To impress on our coming Army the importance of Junior Soldiership.
- 📌 To remind the Senior Soldiers of their stewardship of the Juniors.
- 📌 To recruit new Junior Soldiers by spotlighting this strategic group.
- 📌 To re-activate Junior Soldiers who have been lost by the wayside.
- 📌 To help them to prepare for Senior Soldiership.

PLAN

Some corps feature their Junior Soldiers Day of Renewal in the Sunday morning or night Senior meetings; others plan a meeting for Junior Soldiers only, perhaps on Sunday afternoon. Probably the ideal plan is a combination of both, a meeting for Junior Soldiers only, and also participation by the Junior Soldiers in at least one Senior meeting.

It is usually considered preferable to have the actual Service of Renewal in a public meeting, where adults can be made more aware of their part in training the Juniors.

The YPSM, Junior Soldier Sergeant and other responsible Local Officers will want to play their parts. This would be a good day to commission your Junior Soldier Sergeant if this has not already been done.

PUBLICITY

The event has excellent publicity value. A preliminary story in the papers will help to promote it. Perhaps your paper would send a photographer to the Renewal Service. Be sure to send a full report to your Divisional Headquarters.

PARENTS

Send a personal invitation to the parents to attend!

JUNIOR SOLDIER ENROLLMENT SUNDAY

Each year, the enrollment days for the Junior Soldiers are a little different. You should be sure to check the Territorial Planning Calendar for the correct date. They will be scheduled in the Fall and Spring. The actual date is not as important as the *doing* of it.

ENROLLMENTS

If there are Juniors to be enrolled or young people to be transferred to the Senior Roll, this would add much to the observance. Be sure they have taken the required courses to prepare them for Junior or Senior Soldiership!

PLAN

Looking at your prospective Junior Soldiers, plan your Totally His Preparation Course, and schedule the enrollment at the conclusion of it.

Look at your Senior Soldier Recruits, and schedule a joint Junior /Senior Soldier Enrollment Sunday.

PARTICIPATION

Include groups that are Army distinctive, such as Youth Band or Singing Company. This is an excellent opportunity for Junior Soldiers who may be in the midst of the Honor Junior Soldier course, or who are already Honor Junior Soldiers to be recognized, and participate in the program.

The day gives an excellent opportunity to stress the Honor Award. If you have young people who have completed the material, notify the DYCS right away so a Board of Review can be scheduled and the Award presented at the Day of Renewal. This presentation will be inspiration to the other Juniors to work toward the Award.

If none are ready now, launch a program on the Day of Renewal which will lead to Awards during the spring. This award is designed to help you in training your Juniors.

Sample Enrollment ceremony outlines are found in the Junior Soldier Preparation Course, **TOTALLY HIS**, pp. 36-41.